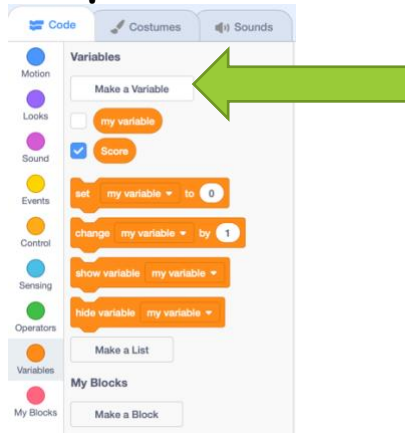


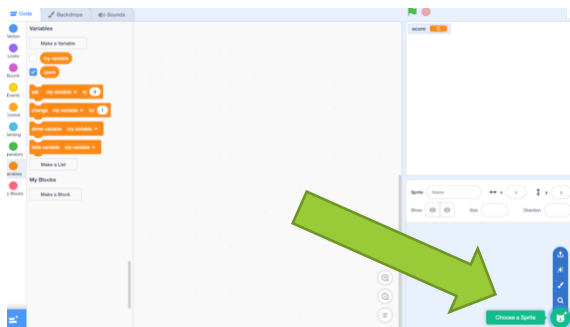
Christmas Coding Challenge

Whack a present!

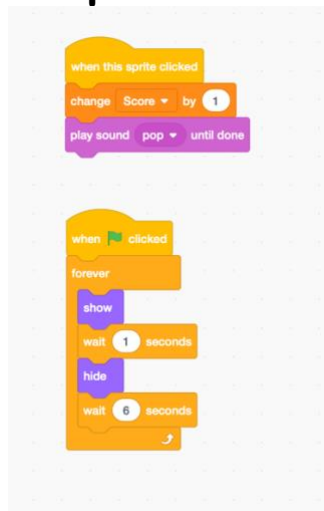
Step 1: Add in a score variable.



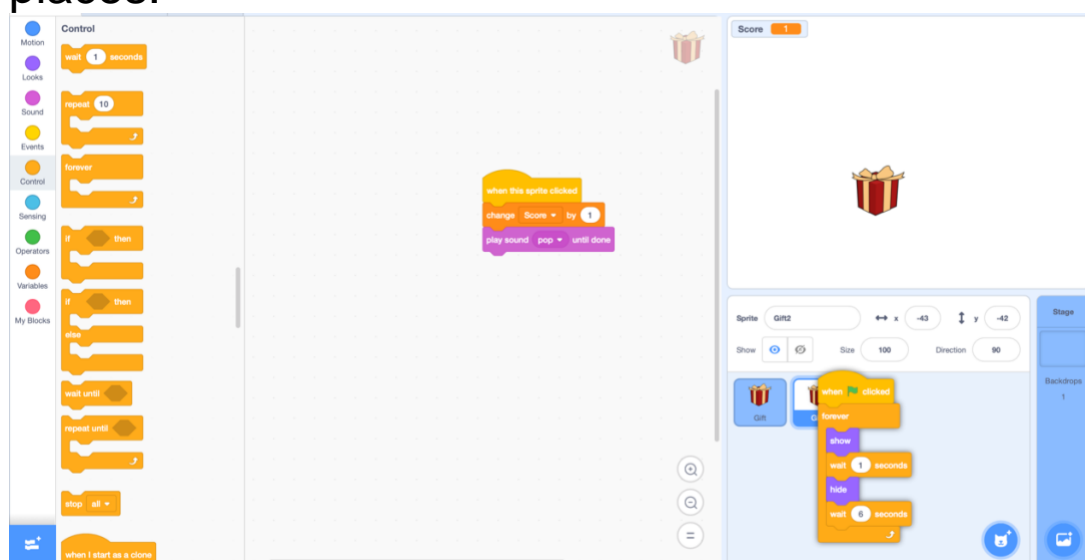
Step 2: Delete the cat sprite and choose the gift sprite and code it.



Step 3: Code the sprite.



Step 4: Add in more gift sprites and copy the code by dragging it across to the new sprite. Remember to alter the show timings on each slightly and move it somewhere new so they pop up at different times and places.



Step 5: You might want some items to pop up that will cause minus points. Choose which sprite this will be.

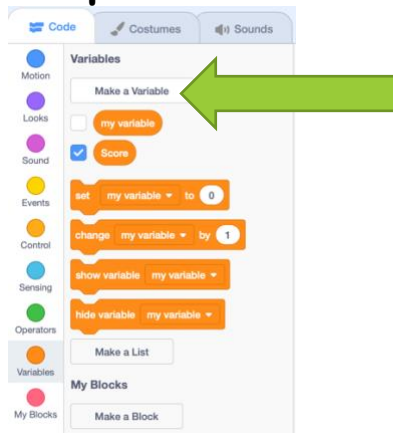
Step 6: Code this sprite to cause minus points.



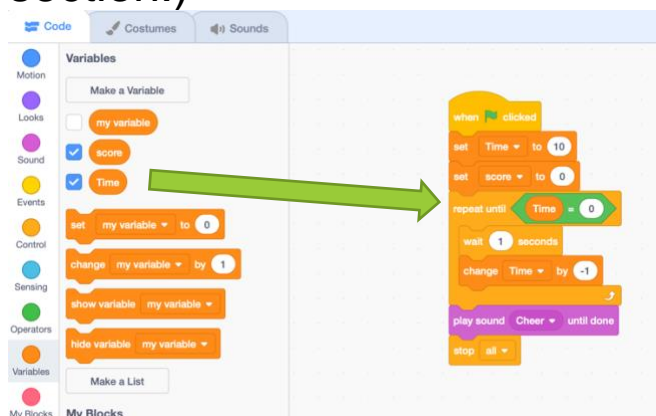
(EXTENSION You might want an item that is bonus points, like a snowman! Choose this sprite and then code it in the same way but remember to increase the score.)



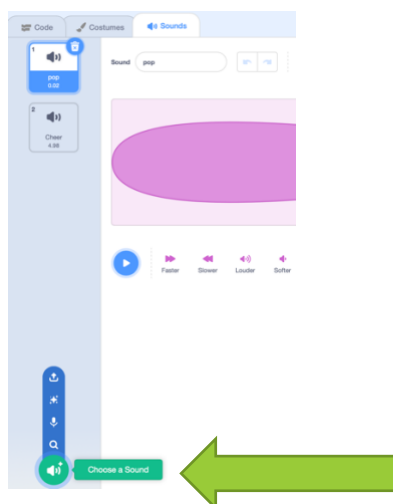
Step 7: Add a timer. Make a new time variable.



Step 8: Code the Timer and set the score and time to zero. (You must drag the time variable into the green section.)



Adding a new sound



Background Code

Step 1: Give your game a relevant background.

