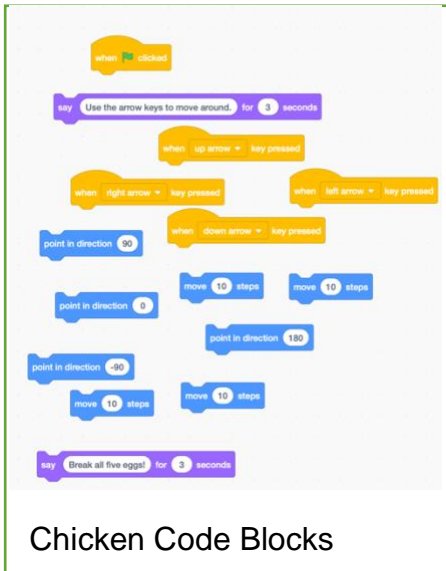
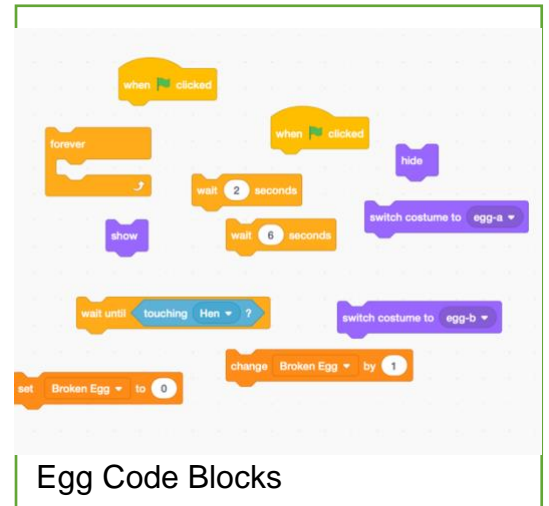


Chicken and Egg Game Coding

Task: Code the chickens to break all the eggs on the farm.



Drag these blocks into Scratch and order them in a sequence so the chicken will collect the eggs.



Add a farm background, chicken and egg sprite. Add in a 'Broken Eggs' variable to count the number of eggs your player has broken. Code your chicken so that it moves about using the arrow keys. Think about the direction you want each arrow to take it.



You may also want to code it to give some instructions at the start.

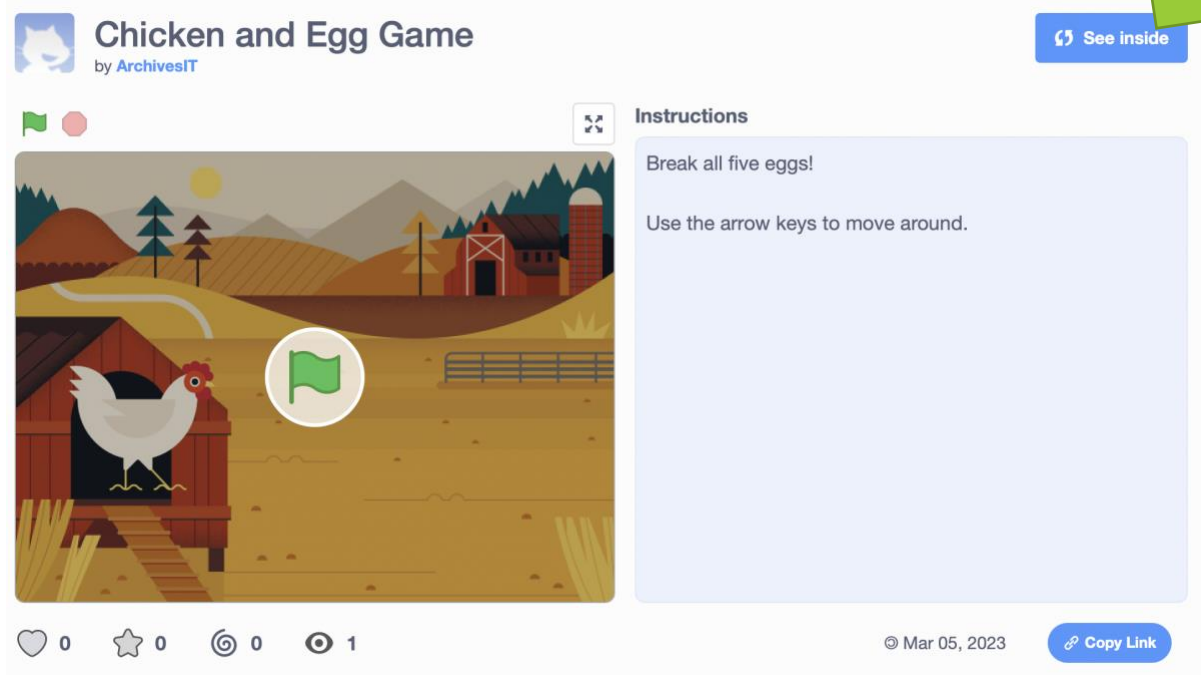
Code your egg. You will need to get it to show and hide. You will also need a second block of code to switch costume and change your 'Broken Eggs' variable.

Add in more egg sprites and duplicate both pieces of code into the new egg sprites by dragging and dropping them in.

Remember to change the show and hide times on each egg to make them easier or more challenging.

Answer:

Click here to have a go
at ours and see how we
did it.



Chicken and Egg Game
by ArchivesIT

[See inside](#)

Instructions

Break all five eggs!

Use the arrow keys to move around.

© Mar 05, 2023 [Copy Link](#)