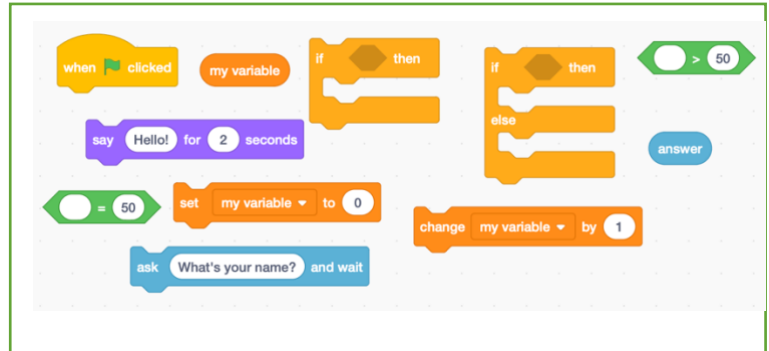


Making a Quiz

Task: Code a quiz to test on your friends!

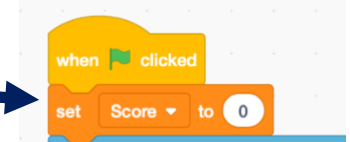
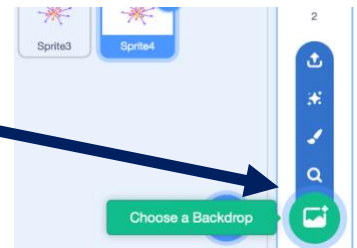
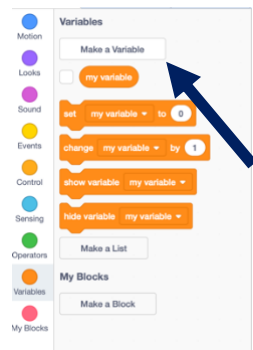
Drag these blocks into Scratch and order them in a sequence to create a quiz.



Add a new background and your sprite question master.

Create a score variable. Remember to code this so it is set to zero at the start each time.

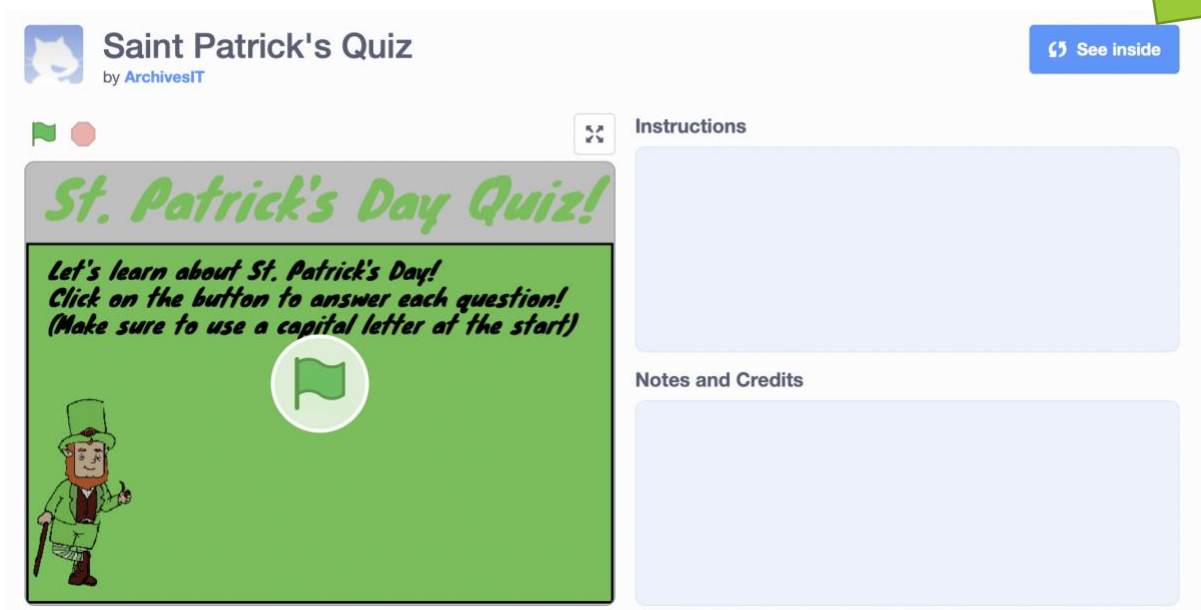
Create the code to allow your sprite to ask questions. Then use the if-then blocks to decide what happens once these have been answered. Remember to use duplicate once you have successfully coded one question and answer code to help save time.



Finish by adding an ending, with the if-then-else block so the user knows how they did.

Answer:

Click here to have a go
at ours and see how we
did it.



Saint Patrick's Quiz
by ArchivesIT

See inside

St. Patrick's Day Quiz!
Let's learn about St. Patrick's Day!
Click on the button to answer each question!
(Make sure to use a capital letter at the start)

Instructions

Notes and Credits

<https://www.youtube.com/watch?v=3CxHV9qt9oI> -This video also provides very clear step by step instructions if you are still unsure.