




Video Shots

Cut out the images and stick in the correct place to match the title and description of the shot.

| Picture | Shot Title | Shot Description |
|---------|------------------|--|
| | Close Up | The camera view focuses closely on the subject and will take up most of the frame. |
| | Medium Shot | The subject can be viewed from the waist up and some of their surroundings can be seen behind them. |
| | Long Shot | Also known as a wide shot, this captures the subject from a distance, showing lots of their surroundings. |
| | Extreme Close Up | The camera view focuses very tightly on the subject, often showing only a small portion of it, such as their eyes. |
| | Medium Long Shot | This frames the subject from the knees or waist up and their surrounding can also be seen. |





Video Shots

Cut out the images and stick in the correct place to match the description of the shot and name the shot.

| Picture | Shot Title | Shot Description |
|---------|------------|--|
| | | The camera view focuses closely on the subject and will take up most of the frame. |
| | | The subject can be viewed from the waist up and some of their surroundings can be seen behind them. |
| | | Also known as a wide shot, this captures the subject from a distance, showing lots of their surroundings. |
| | | The camera view focuses very tightly on the subject, often showing only a small portion of it, such as their eyes. |
| | | This frames the subject from the knees or waist up and their surrounding can also be seen. |



Extreme Close-up

Medium Long Shot

Extreme Close-up

Medium Shot

Long Shot





Video Shots

Match the shot titles to the corresponding photo and write a short description of each.

| Picture | Shot Title | Shot Description |
|---|------------|------------------|
|  | | |
|  | | |
|  | | |
|  | | |
|  | | |

Extreme Close-up

Medium Long Shot

Extreme Close-up

Medium Shot

Long Shot